

ESOL Skills for Life (4692) Entry 1 Sample Assignment

Creativity

Candidate's Paper

Reading to obtain information

Candidate's name:

City & Guilds enrolment number:

Date of registration:

Date assessment started:

Date assessment completed:

Summary of achievement:

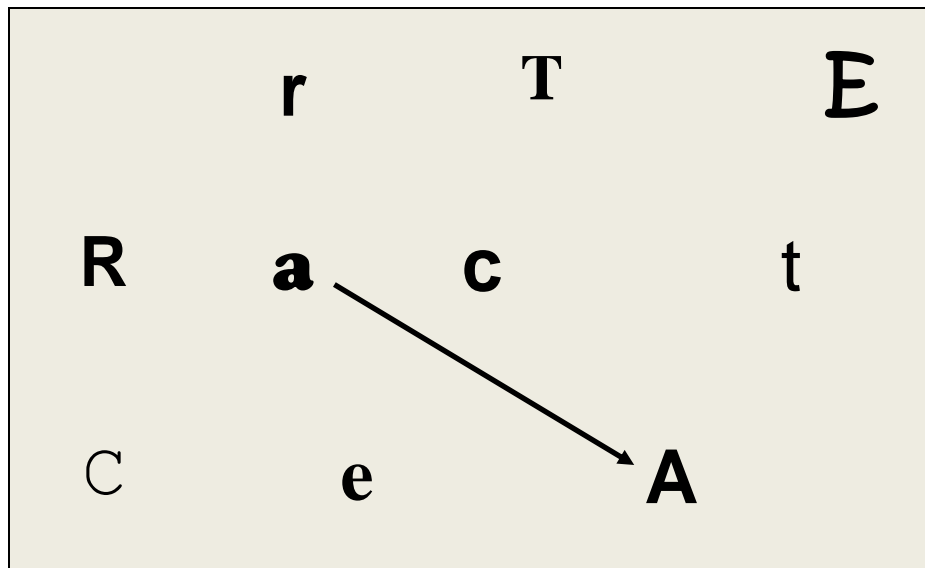
Reading _____

Activity 1


You have up to 15 minutes to do this activity.

Match the letters.

(Look at the example).



Match the signs and symbols to the correct words.

	No entry
£	No photos
	Telephone
	Pound

Activity 2

You have up to 15 minutes to do this activity.

Read the text.

	
<p>Come to Heyford Park for Art in the Park where the whole family can be creative</p> 	<p>When Tuesday 25th August 1:00pm – 4:00pm</p> <p>Price Free</p> <p>Where Heyford Park</p> <p>What Family fun</p>
<p>Please note - all children must be with an adult.</p>	

Finish these sentences:

1. This text gives information about _____
2. The whole family can be _____
3. It is on _____ 25th _____
4. It finishes at _____
5. All children must be with an _____
6. This text is
 - a letter
 - a leaflet
 - a webpage.


Activity 3

You have up to 15 minutes to do this activity.

Match the words with the spaces on the form.

(Look at the example)

Email address	Address	Phone number
Family name	First name	Postcode

		Help at Art in the Park Application form	
	Francesca		
Family name	Capaldi		
	23 Basin Drive, Linton		
	L72 4SH		
	01201 654311		
	Fran23@freemail.co.uk		
How can you help us?			
<input type="checkbox"/> Guide			
<input checked="" type="checkbox"/> Artist			
<input type="checkbox"/> Musician			
<input type="checkbox"/> Organiser			

Activity 4

You have up to 15 minutes to do this activity.

Use the text to answer the questions.

How to make sugar-free flapjacks



Ingredients

- 400g oats
- 150g dates
- 250g honey
- 200g butter

Equipment

- Large pan
- Wooden spoon
- Baking tray

What to do

1. Chop the dates
2. Melt butter, honey and dates in the pan
3. Put the oats in the pan
4. Mix well
5. Put the mixture into the baking tray
6. Bake in a hot oven at 180°C for 25 minutes

1. The text tells you how to make _____
2. How much honey do you need? _____
3. What is the first instruction? _____
4. Where do you put the oats? _____
5. The text is
 - a recipe
 - a leaflet
 - a letter.

Check all your work. (You have up to 15 minutes to do this.)

Give all your work to your tutor.

This page is intentionally blank

Published by City & Guilds
1 Giltspur Street
London
EC1A 9DD
T +44 (0)844 543 0000
F +44 (0)20 7294 2413
www.cityandguilds.com

City & Guilds is a registered charity
established to promote education and
training