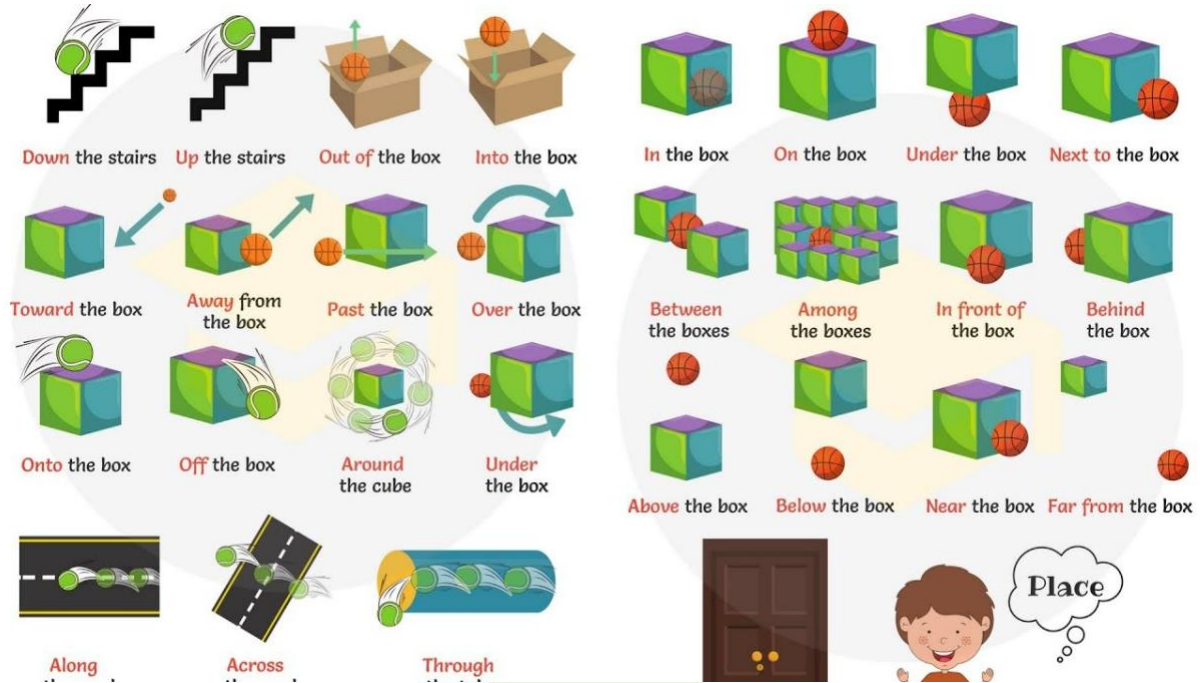




Prepositions of Place:

Q.1. Use the following prepositions in your sentences. Please make sure that the sentence should clarify the meaning of the preposition. Write the sentences on the blanks.



Source: https://www.youtube.com/watch?v=p_lgP_XwDig

1. _____

2. **KEYSTONE LEARNING & TEACHING**

Do you have the drive to learn?

3. _____

4. _____

5. _____

6. _____

7. _____

8. _____

9. _____

10. _____

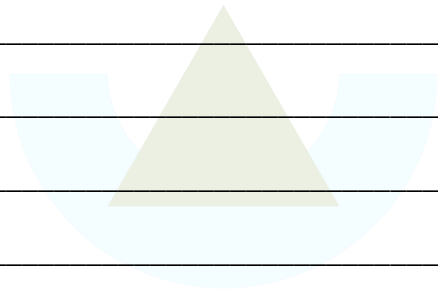
11. _____

12. _____





- 13. _____
- 14. _____
- 15. _____
- 16. _____
- 17. _____
- 18. _____
- 19. _____
- 20. _____
- 21. _____
- 22. _____
- 23. _____
- 24. _____
- 25. _____
- 26. _____



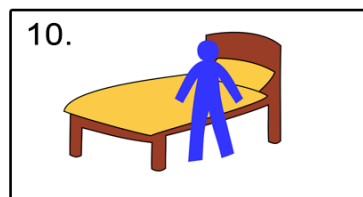
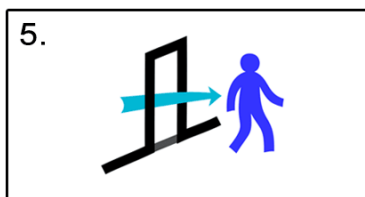
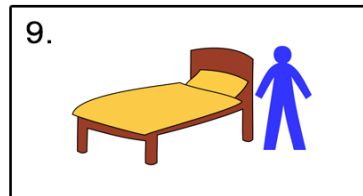
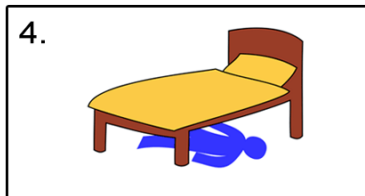
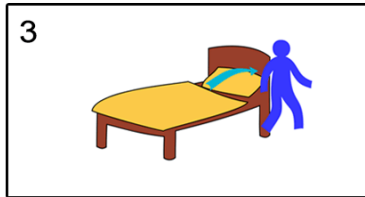
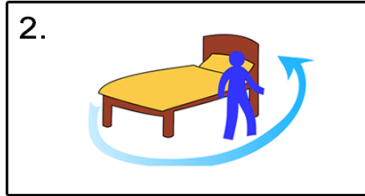
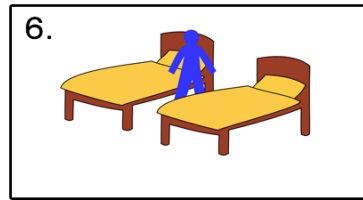
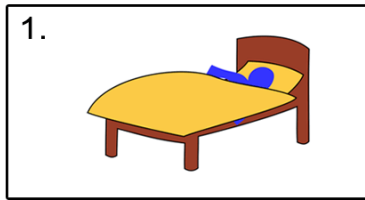
KEYSTONE LEARNING & TEACHING

Do you have the drive to learn?





Q.2. Write one sentence for every picture on your paper and share it with your partner before giving it to the teacher for feedback.



KEY

CHING

Source: <https://allesl.com/prepositions-of-place-worksheet/>rive to learn?

1. _____
2. _____
3. _____
4. _____
5. _____
6. _____
7. _____
8. _____
9. _____
10. _____





Q.3. Look at the photo below and answer the questions.



1. Where is the keyboard?
2. Where is the mat?
3. Where is the bowl with some electric plugs?
4. Where is the glass of water?
5. Where is the iPad with a keyboard?
6. Where is the iPad without a keyboard?
7. Where is the black laptop?
8. Where is the silver laptop?
9. Where is the medicine bottle?
10. Where is the used tissue paper?
11. Where is the mouse?
12. Where is the book with the title, "Chemistry"?
13. Where is the lamplight?
14. Where is the mobile stand?
15. Where is the window?

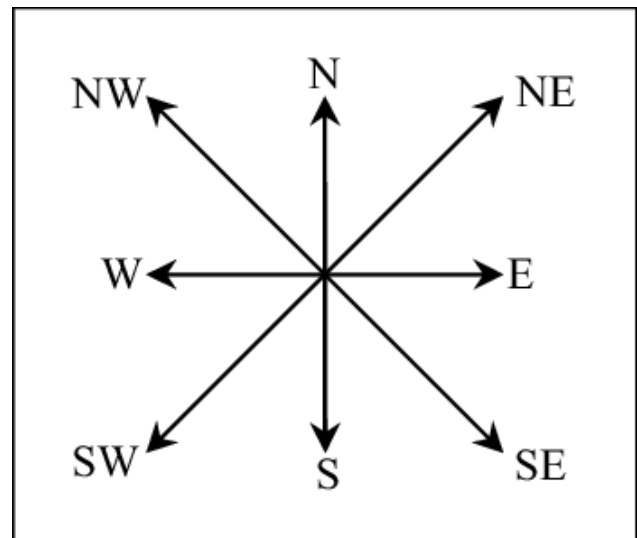
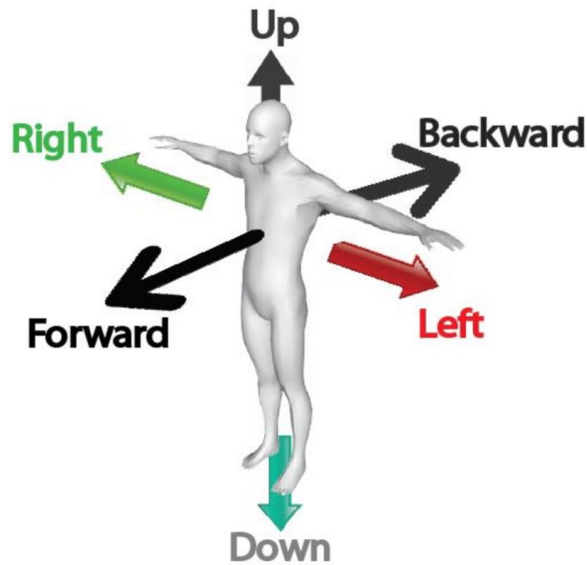
Prepositions of Place

In
On
At
Under
Over
Next to
Beside
Behind
In front of
Opposite
Between
Among
Around
through





4. A. Directions:



Source: https://www.researchgate.net/figure/Different-types-of-relative-directions_fig1_326342108

Source: https://www.researchgate.net/figure/Standards-Directions-We-can-combine-two-directional-symbols-to-show-the-rest-of-the_fig3_279670005

How to Ask for & Give Direction

Asking For Direction

- Where is...?
- How do I get to ...?
- How do you get to the ...?
- Where can I find the...?
- Is there...near here?
- How can I get to...from here?
- Can you show me the way to...?
- Can you tell me how to get to...?
- What's the best way to get to...?
- Can you give me directions to the...?
- Is there a... around here?
- What's the quickest way to get to...from here?
- What's the easiest way to get to the...from here?



Giving Directions

- Go+ direction (right/left/down/up/through)
- Turn left/right
- Take the first (turning) to the left/right.
- Go past the restaurant/school...
- The...is beside/in front of/next to...the...
- The easiest way is to...
- The quickest way is to...
- The best way is to...
- Take + road name
- Stay on + road name for + distance or time
- It's on + street name...
- It's across from...
- It's opposite...
- It's near...



www.englishstudyonline.org






Asking for Direction

- Could you tell me how to get to...?
- How do I find...?
- Pardon me, I'm lost, how do I get to...?
- Which is the best way to...?
- Could you direct me to...?
- How do I get to...?
- What's the best way to...?
- Where is...?
- Excuse me, How can I go to...?
- Can you tell me the way to...?
- Excuse me, could you tell me how to get to the bus station

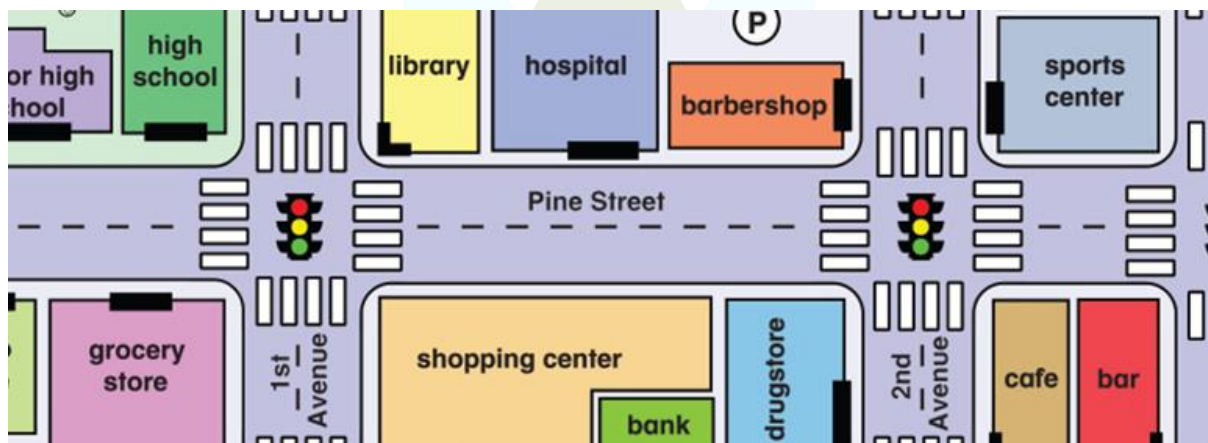


Giving Direction

- The easiest way is to...
 The quickest way is to...
 The best way is to...
 Turn back/ Go back
 Turn left/ right (into...- street/at the end of...)
 Go along...
 Cross...
 Take the first/ second road on the left/right
 It's on the left/right.
 Go up/down
 It's about 50 meters from here
 It's on your right/left
 It's in the middle of the block
 It's on the corner
 It's next to/ across/ between/ in front of...
 Drive to... street and turn left/right
 Go straight ahead...
- 
- It's this way/that way
 - You're going the wrong direction
 - Take this road
 - Go down there
 - Take the first on the left
 - Turn right at the end
 - Continue straight ahead about a mile
 - Continue past the first station
 - You'll pass a supermarket on your left
 - It'll be on your left
 - It'll be straight ahead

4. B. Use the information about asking and giving directions and answer the questions under maps 1 and 2.

Map 1:

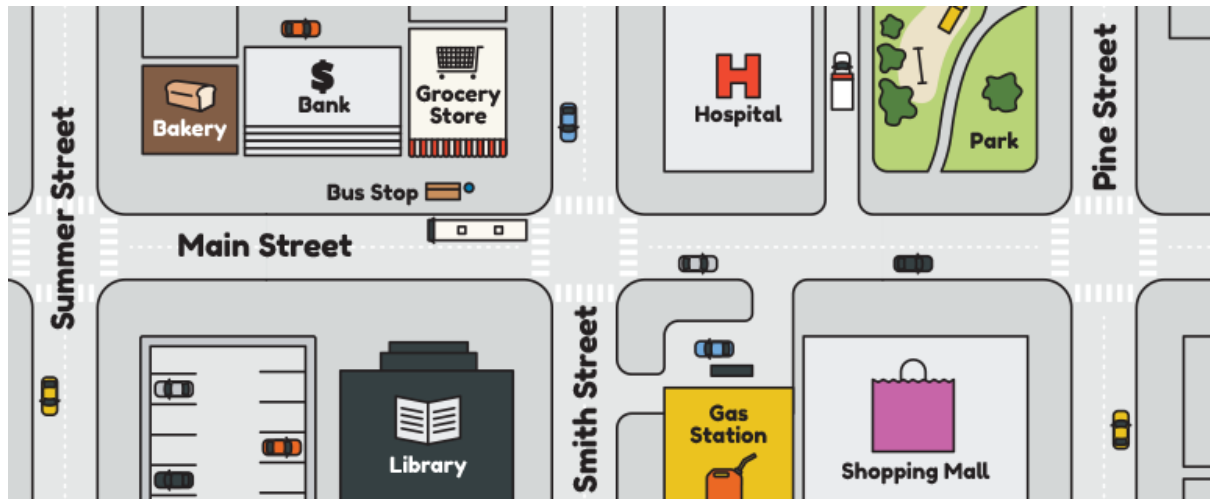


1. I have just come out of the grocery store. How can I go to the sports centre?
2. Where is the entrance to the café?
3. Is the hospital opposite the grocery store or the drugstore?
4. How many junctions are there on Pine Street?
5. Where is the bank?
6. Where is the parking?
7. I am on 1st Avenue. Where should I turn to go to the bar?





Map 2



1. Do we have a bus route on Main Street?
2. Does the library have a car park?
3. Where is the gas station?
4. I have just finished window shopping in the shopping mall, how can I go to the bank?
5. Is there are bus stop next to the bakery?
6. Is the park on Smith Street or Pine Street?
7. I am on the Summer Street. How can I go to the gas station?

Q.5. Now use the maps and ask your partner five questions about directions. Take turns.

